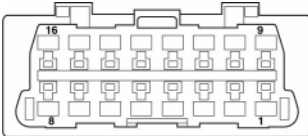
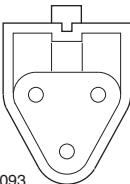
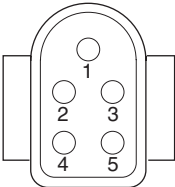


## Diagnostic Connector Locations

<p><b>Ford</b></p>	<p><b>EEC V</b> The vehicle's diagnostic connector (J1962 16-pin) can usually be found in one of the following locations: <b>Courier, Fiesta, Ka:</b> - Passenger compartment - bottom of 'A' pillar. <b>Focus, Mondeo, Scorpio:</b> - Central junction box - below steering column. <b>Galaxy:</b> - Behind ashtray-centre console. <b>Transit:</b> - Passenger compartment fuse box - behind spare fuse tray. <b>Puma:</b> - Passenger side - bottom of 'A' pillar. <b>Cougar:</b> - Under dash panel - centre.</p> <p><b>EEC IV - DCL</b> Use the Ford EECIV cable as specified in the application list. The vehicle diagnostic connect (J1962 16 pin) can usually be located: <b>Escort:</b> - Passenger compartment - bottom of 'A' pillar. <b>Mondeo:</b> - Below steering column. The 2-pin connector is usually located: <b>Escort:</b> - Black connector with a red dust cover - engine compartment over wheel arch. Battery clips will also be required for power.</p>	<p>J1962 or Ford EEC IV cable</p>	 <p>OM1038</p>  <p>OM1093</p>  <p>OM1092</p>
--------------------	--	-----------------------------------	--